

# **WALKER**

## **TechFit**<sup>SM</sup>

.....

### **As easy as 1... 2... 3!**

Walker<sup>®</sup> Commercial Vehicle Tech-Fit<sup>SM</sup> utilizes on-hand inventory pipes and parts as a fast, easy alternative to waiting for a non-stocking direct-fit part

### **Simple comme bonjour!**

Le programme Tech-Fit<sup>SM</sup> de Walker<sup>®</sup> pour véhicules commerciaux utilise des tuyaux et autres pièces à votre disposition comme alternative rapide et facile aux pièces à montage direct qui ne sont pas en stock

### **¡Tan fácil como 1... 2... 3!**

Walker<sup>®</sup> Commercial Vehicle Tech-Fit<sup>SM</sup> utiliza tubos y piezas disponibles en existencias como una alternativa rápida y fácil a esperar por una pieza de ajuste directo que no esté en existencias

#### **OE-STYLE DIRECT-FIT**

#### **PIÈCE À MONTAGE DIRECT**

#### **AJUSTE DIRECTO ESTILO EQUIPO ORIGINAL**



#### **TECH-FIT<sup>SM</sup>**



#### **OE-STYLE DIRECT-FIT**


#### **PIÈCE À MONTAGE DIRECT**

#### **AJUSTE DIRECTO**

#### **ESTILO EQUIPO ORIGINAL**



#### **TECH-FIT<sup>SM</sup>**



### **Here's How It Works:**

The Tech-Fit Master Catalog identifies existing Walker Commercial Vehicle pipes and parts... to create a fast, easy replacement alternative

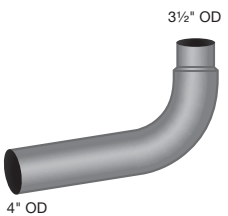
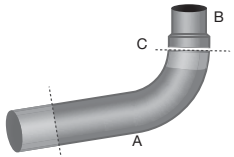
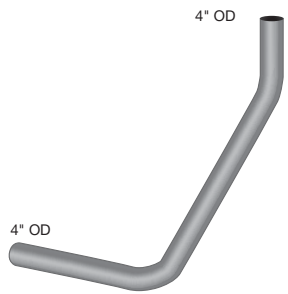
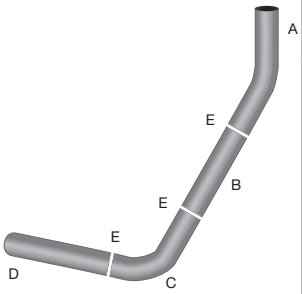

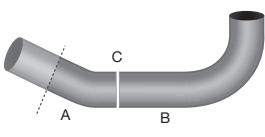
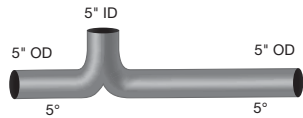
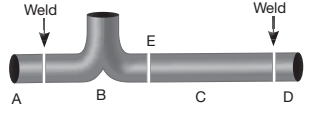
### **Comment ça fonctionne?**

Le catalogue Tech-Fit identifie des tuyaux et pièces Walker pour véhicules commerciaux qui serviront à créer une alternative de remplacement rapide et facile à réaliser

### **Así es como funciona:**

El catálogo Tech-Fit Master identifica los tubos y piezas Walker existentes para vehículos comerciales... con el fin de crear una alternativa de repuesto rápida y fácil

# TECH-FIT

OE Part Number	Walker Direct Fit Part Number	OE Part (Image Reference)	Walker TECH-Fit Option			
			Position	Part Numbers	Qty.	(Image Reference)
<b>Ford</b>						
E8HZ-5246V	-		A	52393 Elbow	1	
			B	41894 Connector	1	
			C	33286 Clamp	1	
			Cut 4" off the ID sized end of 52393 and cut 7" off the OD sized end.			
F1HZS-5D209CA			A	42246 Elbow	1	
			E	33286 Clamp	3	
			B, D	42891 Connector	2	
			C	52414 Elbow	1	
<b>Freightliner</b>						
04-11501-000	-		A	41436 Elbow	1	
			B	42855 Elbow	1	
			C	33288 Clamp	1	
			Cut 4" off outlet end of 42855			
A04-12104-000	-		B	40223 Splitter	1	
			C	42530 Pipe	1	
			A, D	41992 Connector	2	
			E	33288 Clamp	1	
			<b>Weld 41992 adapter at positions A to B and C to D</b>			

ACCESSORIES

TECH-FIT

HEAVY DUTY TRUCK GWW 7-8

APPLICATION BY ENGINE

MEDIUM DUTY TRUCK GWW 3-6

SCHOOL BUS

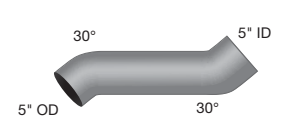
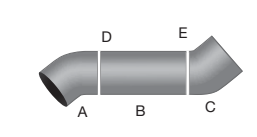
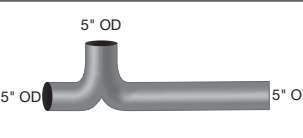
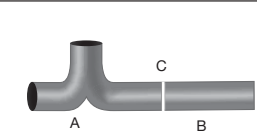
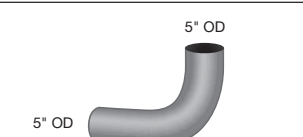
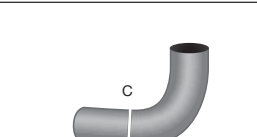
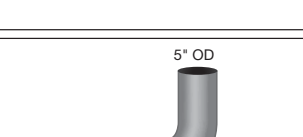
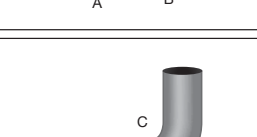
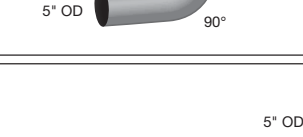
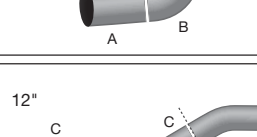
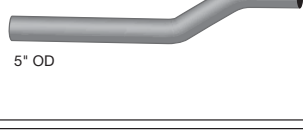
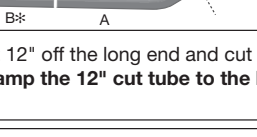
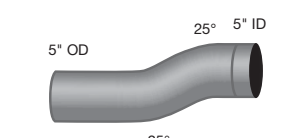
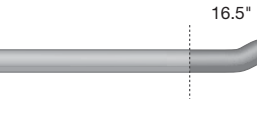
AGRICULTURAL

MUFFLER SPECS

O.E. CROSS REFERENCE

Fabrication or modification is required for Tech-Fit pipe installation. All cuts are 90° Miter cuts. The provided dimensions are for reference only. Layout all exhaust components and compare to the part being removed prior to cutting of any material.

# TECH-FIT

OE Part Number	Walker Direct Fit Part Number	OE Part (Image Reference)	Walker TECH-Fit Option			
			Position	Part Numbers	Qty.	(Image Reference)
<b>Freightliner - Cont.</b>						
04-12399-000	53593		A, C	41616 Elbow	2	
			D	33288 Clamp	1	
			B	42530 Pipe	1	
			E	33314 Clamp	1	
A04-13974-000	54046		A	40220 splitter	1	
			B	42530 pipe	1	
			C	33288 clamp	1	
04-15077-000	52371		A	41616 Elbow	1	
			B	41224 Elbow	1	
			C	33314 Clamp	1	
04-15077-003	52372		A	41616 Elbow	1	
			B	41224 Elbow	1	
			C	33314 Clamp	1	
04-15654-000	-		A, B	53594 Pipe	2	
			C	33314 Clamp	2	
			On one piece of 53594 cut 12" off the long end and cut 4" off the short end. B* - <b>Clamp the 12" cut tube to the long end of uncut 53594.</b>			
04-15780-000	-			54577 pipe	1	
			Cut 32" off the OD sized end.			
04-20689-000	-		A	43613 Elbow	1	
			B	41616 Elbow	1	
			C	41897 Connector	1	
			D	33288 Clamp	2	

Fabrication or modification is required for Tech-Fit pipe installation. All cuts are 90° Miter cuts.

The provided dimensions are for reference only. Layout all exhaust components and compare to the part being removed prior to cutting of any material.



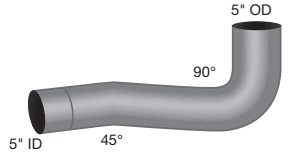
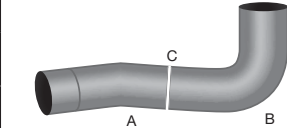
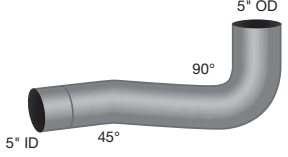
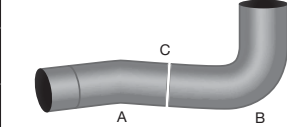

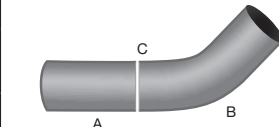

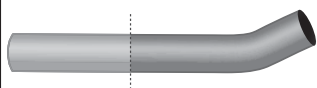

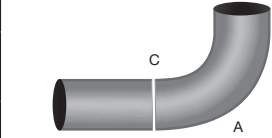

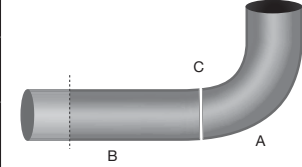
# TECH-FIT

OE Part Number	Walker Direct Fit Part Number	OE Part (Image Reference)	Walker TECH-Fit Option			
			Position	Part Numbers	Qty.	(Image Reference)
<b>Freightliner - Cont.</b>						
04-20689-001	-		A	43613 Elbow	1	
			B	41616 Elbow	1	
			C	41897 Connector	1	
			D	33288 Clamp	2	
			Cut 4" off outlet end of 41897.			
04-23457-001	-		B	52414 Elbow	1	
			C	41217 Elbow	1	
			A, D	41899 Connector	2	
			E	33288 Clamp	2	
			F	33314 Clamp	1	
<b>International</b>						
1673833C1	-		A, B	52391 Elbow	2	
			C	33312 Clamp	1	
			Cut 5" off the long end of one piece of 52391			
3524830C4	-		B	42855 Elbow	1	
			A	49162 Straight Pipe	1	
			C	33288 Clamp	1	
			Cut 49162 to 75" overall length			
598281C1	-		A, B	41619 Elbow	2	
			C	33288 Clamp	1	
<b>Kenworth</b>						
K180-8047	-		A	42253 Elbow	1	
			B	41897 Connector	1	
			C	33288 Clamp	1	

Fabrication or modification is required for Tech-Fit pipe installation. All cuts are 90° Miter cuts.

The provided dimensions are for reference only. Layout all exhaust components and compare to the part being removed prior to cutting of any material.


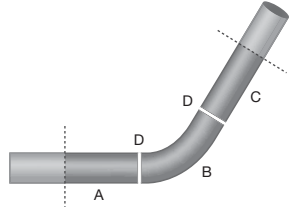
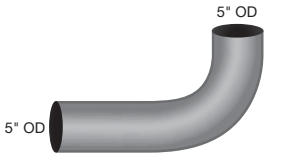
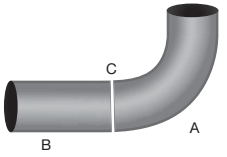

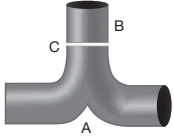
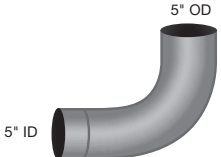
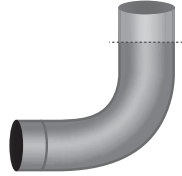

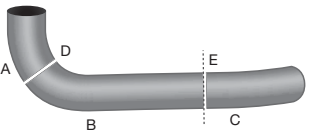
# TECH-FIT

OE Part Number	Walker Direct Fit Part Number	OE Part (Image Reference)	Walker TECH-Fit Option			
			Position	Part Numbers	Qty.	(Image Reference)
<b>Kenworth - Cont.</b>						
K180-13637	-			41612 Elbow	1	
			Cut 2" from one end.			
K180-14764R	53017		A	41477 Elbow	1	
			B	41769 Elbow	1	
			C	33288 Clamp	1	
K180-14764L	53018		A	41477 Elbow	1	
			B	41769 Elbow	1	
			C	33288 Clamp	1	
K180-14765	52406		A	41612 Elbow	1	
			B	42126 Connector	1	
			C	33288 Clamp	1	
K180-15350-1	-			53594 Elbow	1	
			Cut 13" off the long end			
K180-17386-23	-		A	41532 Elbow	1	
			B	41987 Connector	1	
			C	33288 Clamp	1	
K180-17386-25	-		A	41532 Elbow	1	
			B	42126 Connector	1	
			C	33288 Clamp	1	
			Cut 4" off outlet end of 42126			

Fabrication or modification is required for Tech-Fit pipe installation. All cuts are 90° Miter cuts.

The provided dimensions are for reference only. Layout all exhaust components and compare to the part being removed prior to cutting of any material.

# TECH-FIT

OE Part Number	Walker Direct Fit Part Number	OE Part (Image Reference)	Walker TECH-Fit Option			
			Position	Part Numbers	Qty.	(Image Reference)
<b>Kenworth - Cont.</b>						
K180-17876	-		B	41628 Elbow	1	
			A, C	42126 Connector	2	
			D	33288 Clamp	2	
			Cut 6" off the OD end of first 42126 and cut 5" of the OD end of second 42126.			
K180-18610-525	-		A	42147 Elbow	1	
			B	41897 Connector	1	
			C	33288 Clamp	1	
K180-18613	-		A	40220 Splitter	1	
			B	41897 Connector	1	
			C	33288 Clamp	1	
M66-1082X 160085N090				41532 Elbow	1	
			Cut 3" off the OD sized end.			
<b>Mack</b>						
4ME-583M	-		A	42939 Elbow	1	
			D	33288 Clamp	1	
			B	42126 Connector	1	
			E	33314 Clamp	1	
			C	41624 Elbow	1	
			Cut 3" off 42126 OD end			

ACCESSORIES

TECH-FIT

HEAVY DUTY TRUCK GWW 7-8

APPLICATION BY ENGINE

MEDIUM DUTY TRUCK GWW 3-6

SCHOOL BUS


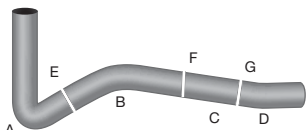

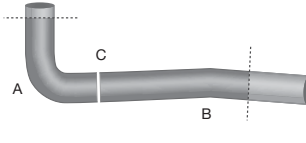

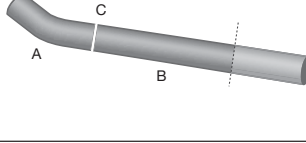
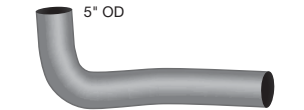
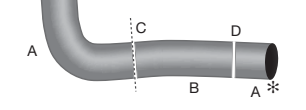

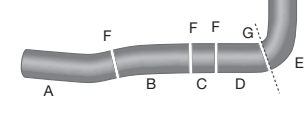
AGRICULTURAL

MUFFLER SPECS

O.E. CROSS REFERENCE

Fabrication or modification is required for Tech-Fit pipe installation. All cuts are 90° Miter cuts. The provided dimensions are for reference only. Layout all exhaust components and compare to the part being removed prior to cutting of any material.

# TECH-FIT

OE Part Number	Walker Direct Fit Part Number	OE Part (Image Reference)	Walker TECH-Fit Option			
			Position	Part Numbers	Qty.	(Image Reference)
<b>Mack - Cont.</b>						
4ME-4925			A	41472 Elbow	1	
			E	33286 Clamp	1	
			B	41473 Elbow	1	
			F	33286 Clamp	1	
			C	41896 Connector	1	
			G	33312 Clamp	1	
			D	41264 Elbow	1	
4ME-4947M	-		A	42939 Elbow	1	
			C	33288 Clamp	1	
			B	53042 Elbow	1	
			Cut 2" off one end of 42939 and 7" off the OD end of 53042			
4ME-4959M	-		A	51050 Elbow	1	
			B	43582 Pipe	1	
			C	33288 Clamp	1	
			Cut 7" off the outlet end of 43582			
4ME-4993M	-		A	42939 Elbow	1	
			C	33288 Clamp	1	
			B	51046 Connector	1	
			D	33314 Clamp	1	
Cut 8" off one end of 42939. *Clamp 8" tube to 51046						
4ME-5192M	-		A, E	42253 Elbow	2	
			F	33288 Clamp	3	
			B	42763 Elbow	1	
			C	41899 Connector	1	
			D	41217 Elbow	1	
			G	33314 Clamp	1	
Cut 1" off the short end of the second piece of 42253. Butt clamp or weld to 41217						

Fabrication or modification is required for Tech-Fit pipe installation. All cuts are 90° Miter cuts.

The provided dimensions are for reference only. Layout all exhaust components and compare to the part being removed prior to cutting of any material.

# TECH-FIT

OE Part Number	Walker Direct Fit Part Number	OE Part (Image Reference)	Walker TECH-Fit Option			
			Position	Part Numbers	Qty.	(Image Reference)
<b>Mack - Cont.</b>						
4ME-5195M	-		A	42253 Elbow	1	
			F	33288 Clamp	4	
			B	42763 Elbow	1	
			C	41899 Connector	1	
			D	53095 Elbow	1	
			E	42763 Elbow	1	
4ME-33092	-		A	41430 Elbow	1	
			B	42891 Connector	1	
			C	33312 Clamp	1	
			Cut 4" off the OD sized end of 42891			
4ME-32611	-		A	41896 Pipe	1	
			G	33286 Clamp	2	
			B	41623 Elbow	1	
			H	33312 Clamp	3	
			C	41895 Pipe	1	
			D	41367 Elbow	1	
			E	42891 Pipe	1	
			F	41204 Elbow	1	
			Cut 5" off the OD end of 42891			
<b>Peterbilt</b>						
14-0455	-		C	40223 Splitter	1	
			B	41640 Elbow	1	
			A	42126 Connector	1	
			D	33288 Clamp	2	
			Cut 1" off ID end of 41640			
14-09456	-		B	42858 Elbow	1	
			C	33288 Clamp	1	
			A	41897 Connector	1	
			Cut 5" off OD end of 42858. Clamp 41897 to ID end of 42858			

ACCESSORIES

TECH-FIT

HEAVY DUTY TRUCK GWW 7-8

APPLICATION BY ENGINE

MEDIUM DUTY TRUCK GWW 3-6

SCHOOL BUS

AGRICULTURAL


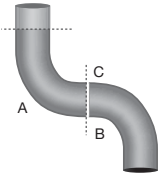
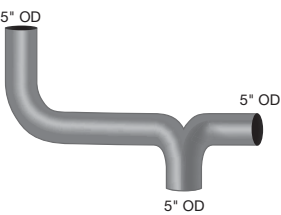
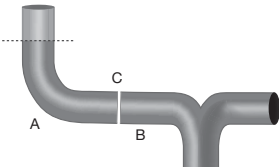
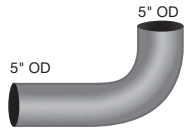


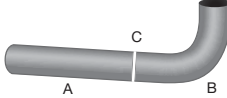

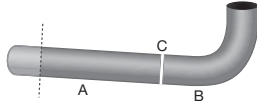

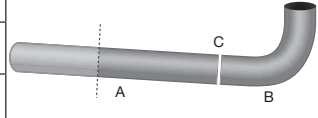
MUFFLER SPECS

O.E. CROSS REFERENCE

Fabrication or modification is required for Tech-Fit pipe installation. All cuts are 90° Miter cuts. The provided dimensions are for reference only. Layout all exhaust components and compare to the part being removed prior to cutting of any material.



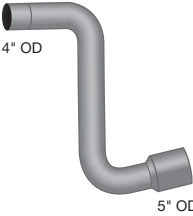
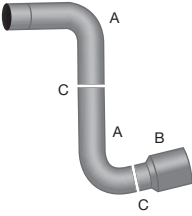
# TECH-FIT

OE Part Number	Walker Direct Fit Part Number	OE Part (Image Reference)	Walker TECH-Fit Option			
			Position	Part Numbers	Qty.	(Image Reference)
<b>Peterbilt - Cont.</b>						
14-25029	-		A	51057 Elbow	1	
			B	41532 Elbow	1	
			C	33288 Clamp	1	
			Cut 2" off each end of 51057			
14-25077	-		B	40220 Splitter	1	
			A	42858 Elbow	1	
			C	33288 Clamp	2	
			Cut 4" off outlet end of 42858			
14-25079	-			43613 Elbow	1	
			Cut 7" off ID sized end			
14-15100-90X100250	-		B	52375 Elbow	1	
			A	41897 Connector	1	
			C	33288 Clamp	1	
14-15100-90X100600	-		B	42147 Elbow	1	
			A	42126 Connector	1	
			C	33288 Clamp	1	
			Cut 2" off outlet end of 42126			
14-15100-90X100880	-		B	42147 Elbow	1	
			A	43582 Pipe	1	
			C	33288 Clamp	1	
			Cut 10" off outlet end of 43582			

Fabrication or modification is required for Tech-Fit pipe installation. All cuts are 90° Miter cuts.

The provided dimensions are for reference only. Layout all exhaust components and compare to the part being removed prior to cutting of any material.

# TECH-FIT

OE Part Number	Walker Direct Fit Part Number	OE Part (Image Reference)	Walker TECH-Fit Option			
			Position	Part Numbers	Qty.	(Image Reference)
<b>Sterling</b>						
04-23647-000	-		A	41472 Elbow	2	
			C	33286 Clamp	2	
			B	41994 Reducer	1	

ACCESSORIES

TECH-FIT

HEAVY DUTY TRUCK  
GWW 7-8

APPLICATION BY ENGINE

MEDIUM DUTY TRUCK  
GWW 3-6

SCHOOL BUS

AGRICULTURAL

MUFFLER SPECS

O.E. CROSS REFERENCE

Fabrication or modification is required for Tech-Fit pipe installation. All cuts are 90° Miter cuts. The provided dimensions are for reference only. Layout all exhaust components and compare to the part being removed prior to cutting of any material.