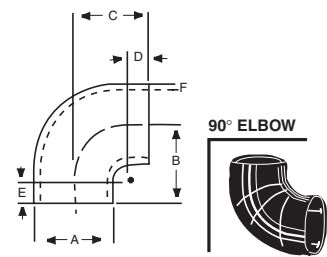
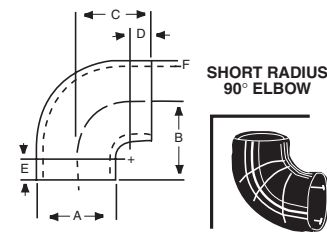


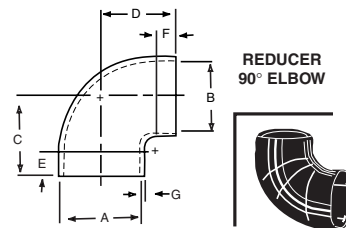
RUBBER GOODS



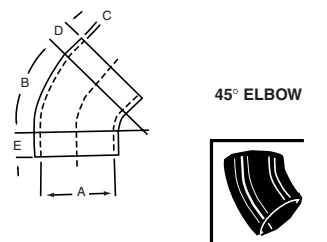
		90° ELBOW					
Size	Part No.	DIMENSIONS					
		A	B	C	D	E	F
3	36169	3	5.25	5.25	1.5	1.5	.25
4	36171	4	5.75	5.75	1.5	1.5	.25
5	36172	5	6	6	1.50	1.50	.25
☆5.5	36173	5.5	6.5	6.5	1.75	1.75	.25
6	36175	6	7.00	7.00	2.00	2.00	.25
7	36178	7	7.56	7.56	2.00	2.00	.25



		90° SHORT RADIUS ELBOW					
Size	Part No.	DIMENSIONS					
		A	B	C	D	E	F
6	36176	6	5	5	.75	.75	.25

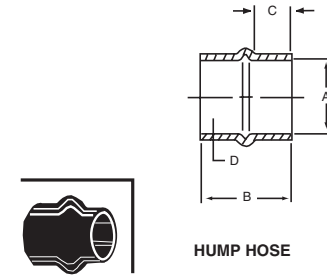


		90° REDUCER ELBOW						
Size	Part No.	DIMENSIONS						
		A	B	C	D	E	F	G
6 X 5.5	36177	6	5.5	6.75	6.75	2	1.75	.25
7 X 5	36179	7	5	7.00	6.25	2.75	1.00	.25

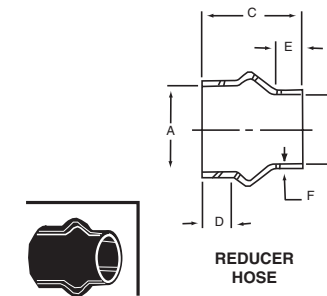


		45° ELBOW				
Size	Part No.	DIMENSIONS				
		A	B	C	D	E
4	36164	4	45°	.25	1.46	1.46
5	36165	5	45°	.25	1.21	1.21
☆5.5	36168	5.5	45°	.25	1.69	1.69
6	36166	6	45°	.25	1.74	1.74

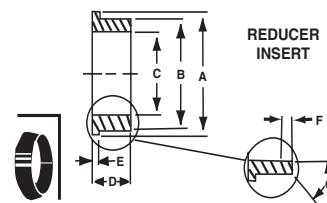
☆ Not recommended for use on Cummins 1710 engine.



		HUMP HOSE			
Size	Part No.	DIMENSIONS			
		A	B	C	D
4	36183	4	5.25	2.00	.25
5	36184	5	6	2.25	.25
5.5	36185	5.5	6	2.25	.25
6	36186	6	7	2.75	.25
7	36187	7	7	2.50	.31



		REDUCER HOSE					
Size	Part No.	DIMENSIONS					
		A	B	C	D	E	F
5 X 4	36189	5	4	5.50	1.75	1.5	.25
5.5 X 4	36191	5.5	4	6	2	1.88	.25
5.5 X 5	36192	5.5	5	6	2	1.88	.25
6 X 5	36194	6	5	6	2	1.88	.25



		REDUCER INSERT						
Size	Part No.	DIMENSIONS						
		A	B	C	D	E	F	G
5 X 4	36190	5.5	5	4	1.75	.25	.50	45°
5.5 X 5	36193	6	5.5	5	1.75	.25	.25	45°



AIR LINE CLAMPS			
Size	Part No.	Size	Part No.
3	36203	5.5	36201
3.5	36202	6	36206
4	36204	7	36207
5	36205	8	36208